


Field Survey Form



CURBCO

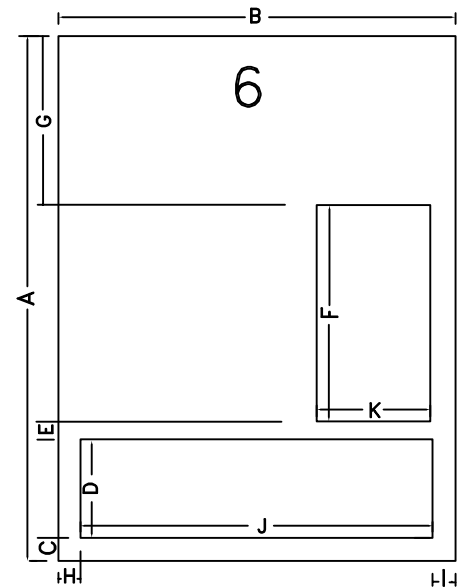
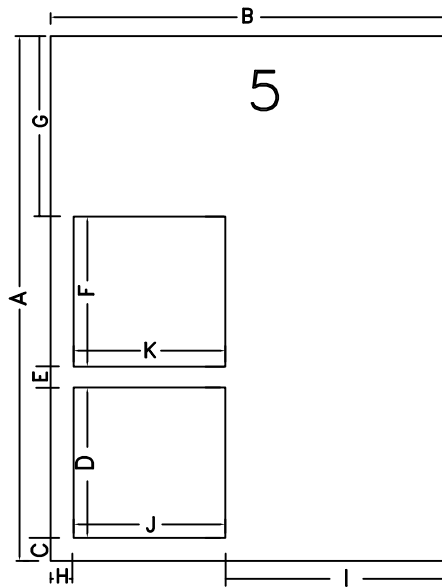
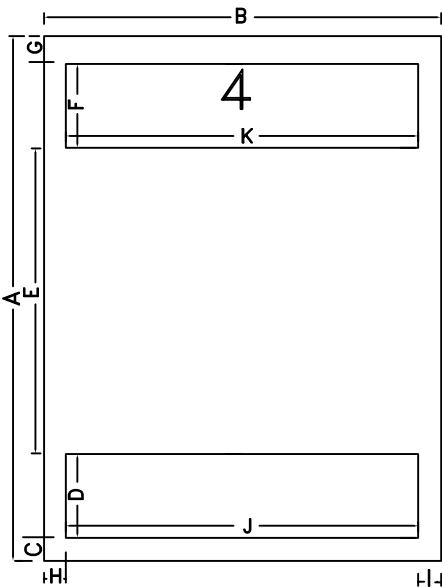
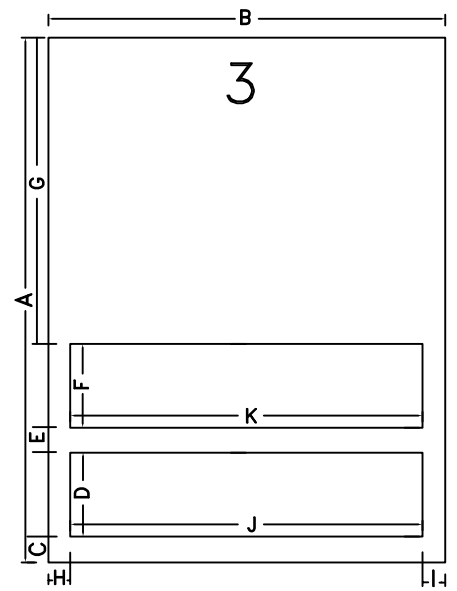
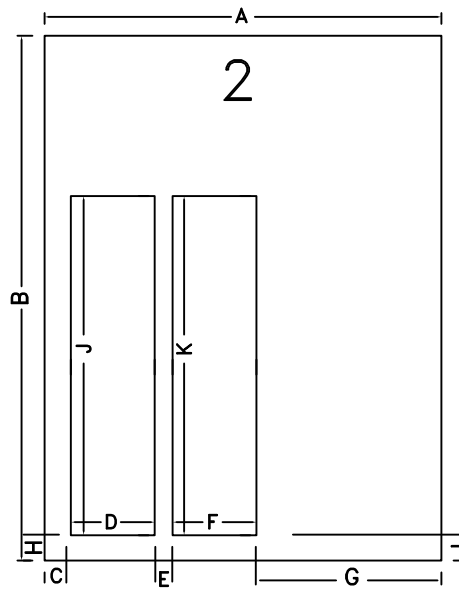
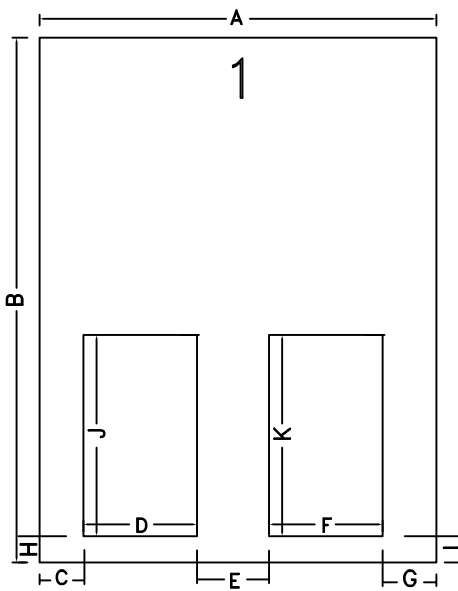
7960 Fallbrook
Houston, Texas 77064
281-469-8855 Ph
281-469-2240 Fx
www.curbco.com
sales@curbco.com

① Choose which Orientation best represents your existing curb on the roof.
Orientation # ____

Dimensions of Existing Curb	
A	
B	
*C	
*D	
*E	
*F	
*G	
Total	
H	
I	
J	
K	

② In "Dimensions of Existing Curb"
Please fill in A-K.
Add dimensions of C-G ONLY & put in "TOTAL"
If A = Total...GREAT!
If A < > Total, Please re-measure

③ Place an "S" for Supply and an "R" for Return on the appropriate openings.
Also Drawings 1 & 2 are different than 3-6



"If you don't have time to do it right, when will you have time to do it over?"

- John Wooden